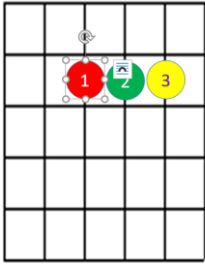
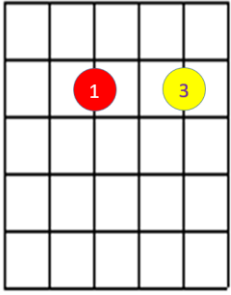
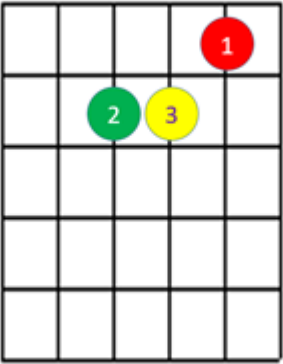
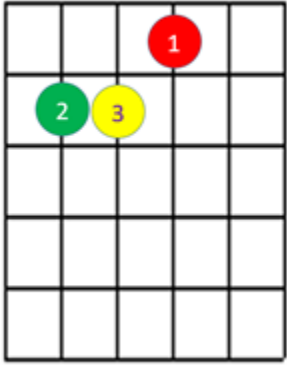
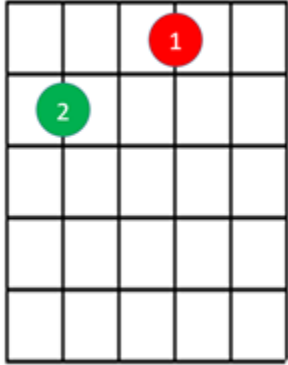
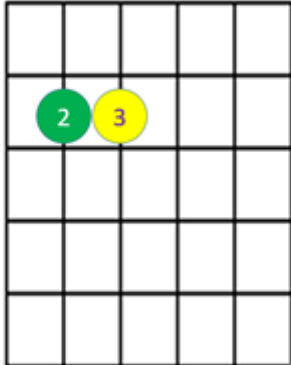


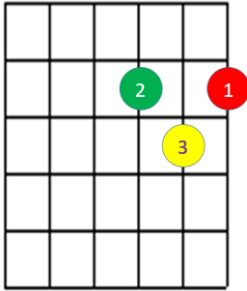
FIRST POSITION CHORDS on the guitar
Stanley A Lucero, August 2020

- The easier chords to learn are the **1st position** chords. All the fingers of the left hand are in the first three frets of the guitar. **Learn these first.**
- Start working on the barred chords when you have mastered at least 2/3 of the 1st position chords.

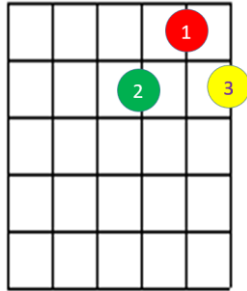
14 FIRST POSITION CHORDS ON THE GUITAR

<p>A [chord on guitar]</p> 	<p>A7 [chord on guitar]</p> 	<p>Am [chord on guitar]</p> 
<p>E [chord on guitar]</p> 	<p>E7 [chord on guitar]</p> 	<p>Em [chord on guitar]</p> 

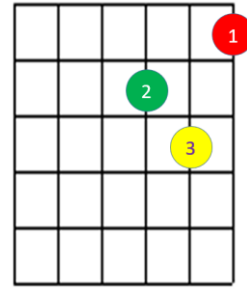
D [chord on guitar]



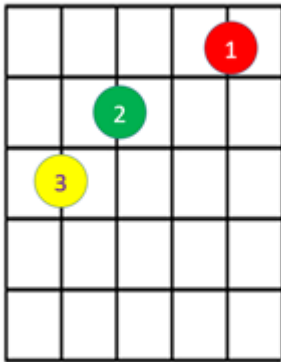
D7 [chord on guitar]



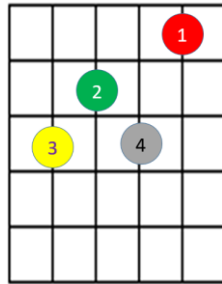
Dm [chord on guitar]



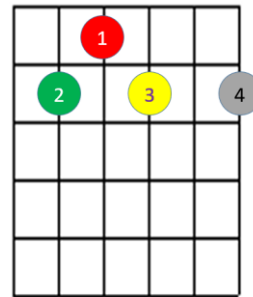
C [chord on guitar]



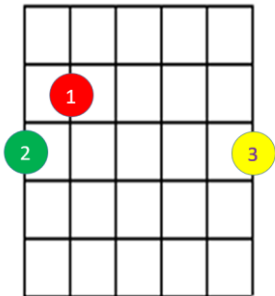
C7 [chord on guitar]



B7 [chord on guitar]



G [chord on guitar]



G7 [chord on guitar]

